




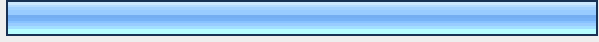

















<b>Please choose the title from the drop-down list that best describes your position in the church.</b>			
		<b>Response Percent</b>	<b>Response Count</b>
<b>Senior minister</b>		<b>86.7%</b>	<b>26</b>
Associate minister		3.3%	1
Interim minister		6.7%	2
Specialized ministry (e.g., youth, music, education)		3.3%	1
Other (please specify)		0.0%	0
		<b>answered question</b>	<b>30</b>
		<b>skipped question</b>	<b>0</b>



<b>Is your position considered full time or part time?</b>			
		<b>Response Percent</b>	<b>Response Count</b>
Full time		36.7%	11
<b>Part time</b>		<b>63.3%</b>	<b>19</b>
		<b>answered question</b>	<b>30</b>
		<b>skipped question</b>	<b>0</b>







<b>How long have you been in your current position with this congregation?</b>			
		<b>Response Percent</b>	<b>Response Count</b>
Less than 1 year		16.7%	5
1-2 years		16.7%	5
<b>2-5 years</b>		<b>30.0%</b>	<b>9</b>
5-10 years		23.3%	7
10-20 years		13.3%	4
More than 20 years		0.0%	0
		<b>answered question</b>	<b>30</b>
		<b>skipped question</b>	<b>0</b>




Choose the community setting from the list that best describes your church.			Response Percent	Response Count
Urban			23.3%	7
Suburban			13.3%	4
<b>Small Town</b>			<b>46.7%</b>	14
Rural			16.7%	5
Not sure			0.0%	0
			<b>answered question</b>	<b>30</b>
			<b>skipped question</b>	<b>0</b>







What is the average weekly worship attendance in your congregation (total for all services)?			Response Percent	Response Count
<b>50 or less</b>			<b>56.7%</b>	17
51-100			43.3%	13
101-250			0.0%	0
251-500			0.0%	0
501-1000			0.0%	0
More than 1000			0.0%	0
			<b>answered question</b>	<b>30</b>
			<b>skipped question</b>	<b>0</b>

How would you characterize the membership trend in your church?			Response Percent	Response Count
Growing			27.6%	8
<b>Stable</b>			<b>41.4%</b>	12
Declining			27.6%	8
Erratic			3.5%	1
			<b>answered question</b>	<b>29</b>
			<b>skipped question</b>	<b>1</b>









What is your church's total operating budget for the current year?			Response Percent	Response Count
\$0 - \$49,999			53.3%	16
\$50,000 - \$99,999			46.7%	14
\$100,000 - \$249,999			0.0%	0
\$250,000 - \$499,999			0.0%	0
\$500,000 - \$999,999			0.0%	0
\$1,000,000 or more			0.0%	0
			<b>answered question</b>	<b>30</b>
			<b>skipped question</b>	<b>0</b>








Consider the total amount of your church's budget that is designated for compensation of <u>all</u> staff members. What portion of the total operating budget is this?			Response Percent	Response Count
Less than 40%			27.6%	8
40-49%			20.7%	6
50-59%			27.6%	8
60-69%			17.2%	5
70-79%			3.5%	1
80% or more			3.5%	1
			<b>answered question</b>	<b>29</b>
			<b>skipped question</b>	<b>1</b>




Is your church currently in a capital or building campaign?			Response Percent	Response Count
Yes			20.0%	6
No			76.7%	23
Not sure			3.3%	1
			<b>answered question</b>	<b>30</b>
			<b>skipped question</b>	<b>0</b>




What is the amount of your <u>total</u> compensation package? Please include salary and housing, plus other allowances and benefits. Select the appropriate range from the drop-down list.			Response Percent	Response Count
Less than \$10,000			17.2%	5
<b>\$10,000 - 19,999</b>			27.6%	8
<b>\$20,000 - 29,999</b>			27.6%	8
\$30,000 - 39,999			6.9%	2
\$40,000 - 49,999			10.3%	3
\$50,000 - 59,999			10.3%	3
\$60,000 - 69,999			0.0%	0
\$70,000 - 79,999			0.0%	0
\$80,000 - 89,999			0.0%	0
\$90,000 - 99,999			0.0%	0
\$100,000 or more			0.0%	0
			<b>answered question</b>	<b>29</b>
			<b>skipped question</b>	<b>1</b>



What is the combined total of your salary and housing allowance? Please select the appropriate range from the drop-down list.			Response Percent	Response Count
Less than \$10,000	<input type="text"/>		24.1%	7
\$10,000 - 19,999	<input type="text"/>		24.1%	7
\$20,000 - 29,999	<input type="text"/>		24.1%	7
\$30,000 - 39,999	<input type="text"/>		17.2%	5
\$40,000 - 49,999	<input type="text"/>		10.3%	3
\$50,000 - 59,999			0.0%	0
\$60,000 - 69,999			0.0%	0
\$70,000 - 79,999			0.0%	0
\$80,000 - 89,999			0.0%	0
\$90,000 - 99,999			0.0%	0
\$100,000 or more			0.0%	0
	<b><i>answered question</i></b>			<b>29</b>
	<b><i>skipped question</i></b>			<b>1</b>

<b>Which of the following benefits and allowances does the church provide in full or in part? Please check all that apply.</b>			
		<b>Response Percent</b>	<b>Response Count</b>
Pension Fund dues		37.9%	11
Social Security offset		10.3%	3
Health care (Church Wide Health Care)		20.7%	6
Health care (other)		3.5%	1
Automobile expenses		41.4%	12
Book allowance		37.9%	11
<b>Meetings, retreats &amp; assemblies</b>		<b>62.1%</b>	<b>18</b>
Continuing education		34.5%	10
		Other (please specify)	3
		<b>answered question</b>	<b>29</b>
		<b>skipped question</b>	<b>1</b>

<b>How many weeks per year of paid vacation does your congregation provide?</b>			
		<b>Response Percent</b>	<b>Response Count</b>
None		24.1%	7
1		6.9%	2
2		24.1%	7
3		13.8%	4
4		20.7%	6
5 or more		6.9%	2
Other (please specify)		3.5%	1
		<b>answered question</b>	<b>29</b>
		<b>skipped question</b>	<b>1</b>

Do you receive a sabbatical as part of the terms of your call?			Response Percent	Response Count
Yes			10.3%	3
No			75.9%	22
Not sure			13.8%	4
			<b>answered question</b>	<b>29</b>
			<b>skipped question</b>	<b>1</b>

After how many years are you eligible for sabbatical leave?			Response Percent	Response Count
3 years			33.3%	1
5 years			33.3%	1
7 years			0.0%	0
10 years			0.0%	0
Other (please specify)			33.3%	1
			<b>answered question</b>	<b>3</b>
			<b>skipped question</b>	<b>27</b>

How many weeks of sabbatical leave do you receive?			Response Percent	Response Count
Less than 4			33.3%	1
4-7			0.0%	0
8-11			0.0%	0
12 or more			66.7%	2
			Other (please specify)	0
			<b>answered question</b>	<b>3</b>
			<b>skipped question</b>	<b>27</b>