










Please choose the title from the drop-down list that best describes your position in the church.			
		Response Percent	Response Count
Senior minister		88.7%	94
Associate minister		0.0%	0
Interim minister		11.3%	12
Specialized ministry (e.g., youth, music, education)		0.0%	0
Other (please specify)		0.0%	0
		<b>answered question</b>	<b>106</b>
		<b>skipped question</b>	<b>0</b>

Is your position considered full time or part time?			
		Response Percent	Response Count
Full time		79.3%	84
Part time		20.8%	22
		<b>answered question</b>	<b>106</b>
		<b>skipped question</b>	<b>0</b>

How long have you been in your current position with this congregation?			
		Response Percent	Response Count
Less than 1 year		15.2%	16
1-2 years		18.1%	19
2-5 years		29.5%	31
5-10 years		19.1%	20
10-20 years		14.3%	15
More than 20 years		3.8%	4
		<b>answered question</b>	<b>105</b>
		<b>skipped question</b>	<b>1</b>




Choose the community setting from the list that best describes your church.			Response Percent	Response Count
Urban			16.0%	17
Suburban			26.4%	28
<b>Small Town</b>			<b>49.1%</b>	52
Rural			7.6%	8
Not sure			0.9%	1
			<b>answered question</b>	<b>106</b>
			<b>skipped question</b>	<b>0</b>












What is the average weekly worship attendance in your congregation (total for all services)?			Response Percent	Response Count
50 or less			17.0%	18
51-100			34.0%	36
<b>101-250</b>			<b>42.5%</b>	45
251-500			6.6%	7
501-1000			0.0%	0
More than 1000			0.0%	0
			<b>answered question</b>	<b>106</b>
			<b>skipped question</b>	<b>0</b>

How would you characterize the membership trend in your church?			Response Percent	Response Count
Growing			27.9%	29
<b>Stable</b>			<b>51.0%</b>	53
Declining			17.3%	18
Erratic			3.9%	4
			<b>answered question</b>	<b>104</b>
			<b>skipped question</b>	<b>2</b>

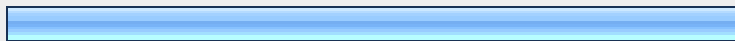







What is your church's total operating budget for the current year?			Response Percent	Response Count
\$0 - \$49,999			16.0%	16
\$50,000 - \$99,999			12.0%	12
<b>\$100,000 - \$249,999</b>			<b>52.0%</b>	52
\$250,000 - \$499,999			19.0%	19
\$500,000 - \$999,999			1.0%	1
\$1,000,000 or more			0.0%	0
			<b>answered question</b>	<b>100</b>
			<b>skipped question</b>	<b>6</b>








Consider the total amount of your church's budget that is designated for compensation of <u>all</u> staff members. What portion of the total operating budget is this?			Response Percent	Response Count
Less than 40%			12.0%	12
40-49%			21.0%	21
<b>50-59%</b>			<b>27.0%</b>	27
<b>60-69%</b>			<b>27.0%</b>	27
70-79%			9.0%	9
80% or more			4.0%	4
			<b>answered question</b>	<b>100</b>
			<b>skipped question</b>	<b>6</b>

Is your church currently in a capital or building campaign?			Response Percent	Response Count
Yes			26.2%	27
<b>No</b>			<b>72.8%</b>	75
Not sure			1.0%	1
			<b>answered question</b>	<b>103</b>
			<b>skipped question</b>	<b>3</b>

What is the amount of your <u>total</u> compensation package? Please include salary and housing, plus other allowances and benefits. Select the appropriate range from the drop-down list.			Response Percent	Response Count
Less than \$10,000			5.9%	6
\$10,000 - 19,999			6.9%	7
\$20,000 - 29,999			8.9%	9
\$30,000 - 39,999			7.9%	8
\$40,000 - 49,999			10.9%	11
<b>\$50,000 - 59,999</b>			<b>19.8%</b>	20
\$60,000 - 69,999			18.8%	19
\$70,000 - 79,999			11.9%	12
\$80,000 - 89,999			3.0%	3
\$90,000 - 99,999			4.0%	4
\$100,000 or more			2.0%	2
			<b>answered question</b>	<b>101</b>
			<b>skipped question</b>	<b>5</b>

What is the combined total of your salary and housing allowance? Please select the appropriate range from the drop-down list.			Response Percent	Response Count
Less than \$10,000			6.9%	7
\$10,000 - 19,999			5.9%	6
\$20,000 - 29,999			12.9%	13
\$30,000 - 39,999			22.8%	23
<b>\$40,000 - 49,999</b>			<b>24.8%</b>	25
\$50,000 - 59,999			16.8%	17
\$60,000 - 69,999			4.0%	4
\$70,000 - 79,999			4.0%	4
\$80,000 - 89,999			2.0%	2
\$90,000 - 99,999			0.0%	0
\$100,000 or more			0.0%	0
			<b><i>answered question</i></b>	<b>101</b>
			<b><i>skipped question</i></b>	<b>5</b>

<b>Which of the following benefits and allowances does the church provide in full or in part? Please check all that apply.</b>			
		<b>Response Percent</b>	<b>Response Count</b>
<b>Pension Fund dues</b>		<b>78.2%</b>	79
Social Security offset		40.6%	41
Health care (Church Wide Health Care)		36.6%	37
Health care (other)		33.7%	34
<b>Automobile expenses</b>		<b>78.2%</b>	79
Book allowance		60.4%	61
Meetings, retreats & assemblies		76.2%	77
Continuing education		53.5%	54
		Other (please specify)	15
		<b>answered question</b>	<b>101</b>
		<b>skipped question</b>	<b>5</b>

<b>How many weeks per year of paid vacation does your congregation provide?</b>			
		<b>Response Percent</b>	<b>Response Count</b>
None		5.9%	6
1		3.0%	3
2		12.9%	13
3		20.8%	21
<b>4</b>		<b>46.5%</b>	47
5 or more		8.9%	9
Other (please specify)		2.0%	2
		<b>answered question</b>	<b>101</b>
		<b>skipped question</b>	<b>5</b>

Do you receive a sabbatical as part of the terms of your call?			Response Percent	Response Count
Yes			32.0%	32
<b>No</b>			<b>63.0%</b>	63
Not sure			5.0%	5
			<i>answered question</i>	<b>100</b>
			<i>skipped question</i>	<b>6</b>

After how many years are you eligible for sabbatical leave?			Response Percent	Response Count
3 years			6.3%	2
<b>5 years</b>			<b>59.4%</b>	19
7 years			21.9%	7
10 years			0.0%	0
Other (please specify)			12.5%	4
			<i>answered question</i>	<b>32</b>
			<i>skipped question</i>	<b>74</b>

How many weeks of sabbatical leave do you receive?			Response Percent	Response Count
Less than 4			6.9%	2
4-7			24.1%	7
8-11			17.2%	5
<b>12 or more</b>			<b>51.7%</b>	15
			Other (please specify)	4
			<i>answered question</i>	<b>29</b>
			<i>skipped question</i>	<b>77</b>