

















Please choose the title from the drop-down list that best describes your position in the church.			
		Response Percent	Response Count
Senior minister		33.3%	7
<b>Associate minister</b>		<b>47.6%</b>	10
Interim minister		0.0%	0
Specialized ministry (e.g., youth, music, education)		19.1%	4
Other (please specify)		0.0%	0
		<b>answered question</b>	<b>21</b>
		<b>skipped question</b>	<b>0</b>

Is your position considered full time or part time?			
		Response Percent	Response Count
<b>Full time</b>		<b>90.5%</b>	19
Part time		9.5%	2
		<b>answered question</b>	<b>21</b>
		<b>skipped question</b>	<b>0</b>

How long have you been in your current position with this congregation?			
		Response Percent	Response Count
Less than 1 year		10.0%	2
1-2 years		25.0%	5
2-5 years		15.0%	3
<b>5-10 years</b>		<b>35.0%</b>	7
10-20 years		10.0%	2
More than 20 years		5.0%	1
		<b>answered question</b>	<b>20</b>
		<b>skipped question</b>	<b>1</b>



Choose the community setting from the list that best describes your church.			Response Percent	Response Count
Urban			4.8%	1
<b>Suburban</b>			<b>61.9%</b>	13
Small Town			33.3%	7
Rural			0.0%	0
Not sure			0.0%	0
			<b>answered question</b>	<b>21</b>
			<b>skipped question</b>	<b>0</b>











What is the average weekly worship attendance in your congregation (total for all services)?			Response Percent	Response Count
50 or less			0.0%	0
51-100			0.0%	0
101-250			0.0%	0
<b>251-500</b>			<b>85.7%</b>	18
501-1000			9.5%	2
More than 1000			4.8%	1
			<b>answered question</b>	<b>21</b>
			<b>skipped question</b>	<b>0</b>





How would you characterize the membership trend in your church?			Response Percent	Response Count
<b>Growing</b>			<b>60.0%</b>	12
Stable			40.0%	8
Declining			0.0%	0
Erratic			0.0%	0
			<b>answered question</b>	<b>20</b>
			<b>skipped question</b>	<b>1</b>

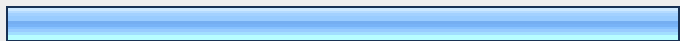

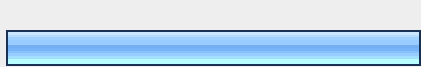
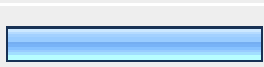
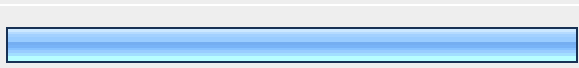
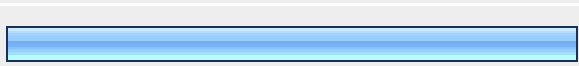
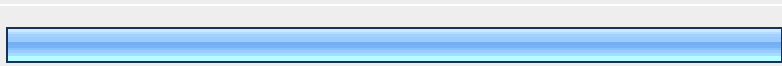
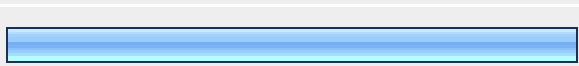
What is your church's total operating budget for the current year?			Response Percent	Response Count
\$0 - \$49,999			0.0%	0
\$50,000 - \$99,999			0.0%	0
\$100,000 - \$249,999			0.0%	0
<b>\$250,000 - \$499,999</b>			<b>68.4%</b>	<b>13</b>
\$500,000 - \$999,999			15.8%	3
\$1,000,000 or more			15.8%	3
			<i>answered question</i>	<b>19</b>
			<i>skipped question</i>	<b>2</b>



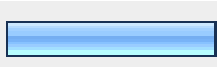
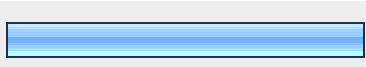
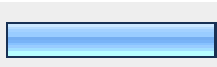
Consider the total amount of your church's budget that is designated for compensation of <u>all</u> staff members. What portion of the total operating budget is this?			Response Percent	Response Count
Less than 40%			6.3%	1
40-49%			31.3%	5
<b>50-59%</b>			<b>43.8%</b>	<b>7</b>
60-69%			12.5%	2
70-79%			6.3%	1
80% or more			0.0%	0
			<i>answered question</i>	<b>16</b>
			<i>skipped question</i>	<b>5</b>



Is your church currently in a capital or building campaign?			Response Percent	Response Count
Yes			84.2%	16
No			15.8%	3
Not sure			0.0%	0
			<b>answered question</b>	<b>19</b>
			<b>skipped question</b>	<b>2</b>

What is the amount of your <u>total</u> compensation package? Please include salary and housing, plus other allowances and benefits. Select the appropriate range from the drop-down list.			Response Percent	Response Count
Less than \$10,000			0.0%	0
\$10,000 - 19,999			5.6%	1
\$20,000 - 29,999			5.6%	1
\$30,000 - 39,999			11.1%	2
\$40,000 - 49,999			5.6%	1
<b>\$50,000 - 59,999</b>			<b>16.7%</b>	<b>3</b>
\$60,000 - 69,999			11.1%	2
\$70,000 - 79,999			11.1%	2
\$80,000 - 89,999			5.6%	1
<b>\$90,000 - 99,999</b>			<b>16.7%</b>	<b>3</b>
\$100,000 or more			11.1%	2
			<b>answered question</b>	<b>18</b>
			<b>skipped question</b>	<b>3</b>




What is the combined total of your salary and housing allowance? Please select the appropriate range from the drop-down list.			Response Percent	Response Count
Less than \$10,000			0.0%	0
\$10,000 - 19,999			5.6%	1
\$20,000 - 29,999			11.1%	2
<b>\$30,000 - 39,999</b>			<b>16.7%</b>	3
<b>\$40,000 - 49,999</b>			<b>16.7%</b>	3
<b>\$50,000 - 59,999</b>			<b>16.7%</b>	3
<b>\$60,000 - 69,999</b>			<b>16.7%</b>	3
\$70,000 - 79,999			5.6%	1
\$80,000 - 89,999			11.1%	2
\$90,000 - 99,999			0.0%	0
\$100,000 or more			0.0%	0
			<b><i>answered question</i></b>	<b>18</b>
			<b><i>skipped question</i></b>	<b>3</b>

<b>Which of the following benefits and allowances does the church provide in full or in part? Please check all that apply.</b>			
		<b>Response Percent</b>	<b>Response Count</b>
Pension Fund dues		72.2%	13
Social Security offset		50.0%	9
Health care (Church Wide Health Care)		44.4%	8
Health care (other)		27.8%	5
Automobile expenses		61.1%	11
Book allowance		61.1%	11
<b>Meetings, retreats &amp; assemblies</b>		<b>83.3%</b>	15
Continuing education		61.1%	11
	Other (please specify)		1
		<b>answered question</b>	<b>18</b>
		<b>skipped question</b>	<b>3</b>

<b>How many weeks per year of paid vacation does your congregation provide?</b>			
		<b>Response Percent</b>	<b>Response Count</b>
None		5.6%	1
1		0.0%	0
2		11.1%	2
3		22.2%	4
4		<b>38.9%</b>	7
5 or more		22.2%	4
Other (please specify)		0.0%	0
		<b>answered question</b>	<b>18</b>
		<b>skipped question</b>	<b>3</b>

Do you receive a sabbatical as part of the terms of your call?			Response Percent	Response Count
Yes			64.7%	11
No			35.3%	6
Not sure			0.0%	0
			<b>answered question</b>	<b>17</b>
			<b>skipped question</b>	<b>4</b>

After how many years are you eligible for sabbatical leave?			Response Percent	Response Count
3 years			9.1%	1
5 years			54.6%	6
7 years			27.3%	3
10 years			0.0%	0
Other (please specify)			9.1%	1
			<b>answered question</b>	<b>11</b>
			<b>skipped question</b>	<b>10</b>

How many weeks of sabbatical leave do you receive?			Response Percent	Response Count
Less than 4			0.0%	0
4-7			33.3%	3
8-11			33.3%	3
12 or more			33.3%	3
			Other (please specify)	2
			<b>answered question</b>	<b>9</b>
			<b>skipped question</b>	<b>12</b>